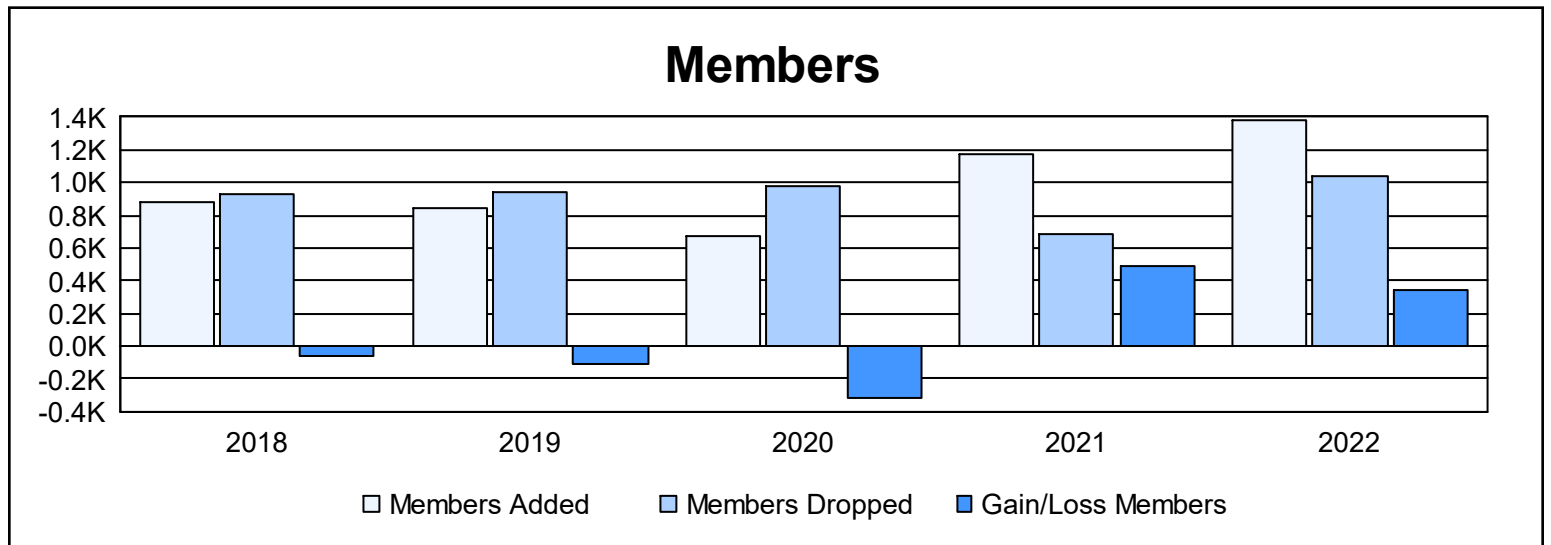
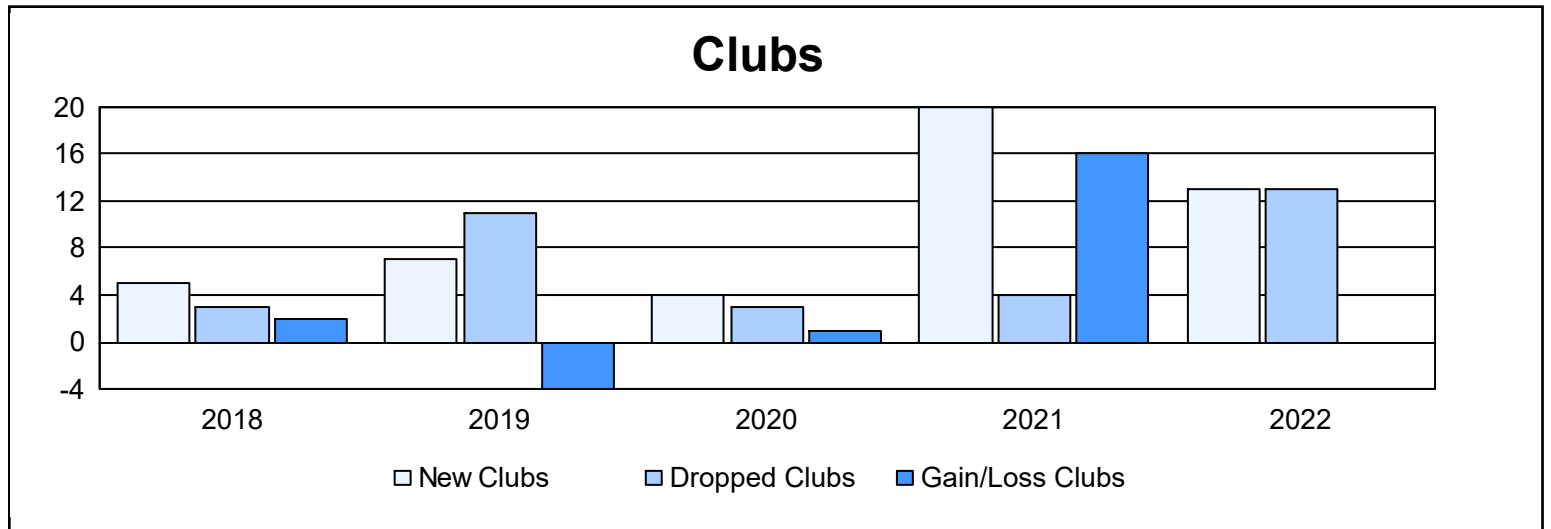
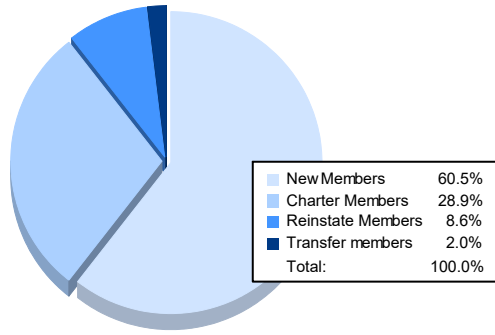


Year	New Clubs	Dropped Clubs	Gain/ Loss Clubs	New Members	Charter Members	Reinstate Members	Transfer Members	Total Member Added	Total Members Dropped	Gain/ Loss Members
2017-2018	5	3	2	636	145	87	11	879	934	-55
2018-2019	7	11	-4	353	166	309	11	839	946	-107
2019-2020	4	3	1	281	198	172	18	669	984	-315
2020-2021	20	4	16	516	557	94	9	1,176	687	489
2021-2022	13	13	0	838	400	119	27	1,384	1,044	340
<b>Average</b>	<b>10</b>	<b>7</b>	<b>3</b>	<b>525</b>	<b>293</b>	<b>156</b>	<b>15</b>	<b>989</b>	<b>919</b>	<b>70</b>



### Membership Composition June 2022 Cumulative



### Gender Composition June 2022 Cumulative

